

## Nomenclatural Notes on Anthicidae and Pyrochroidae (Coleoptera). 1

**DMITRY TELNOV**

Rīgas rajons, Stopiņu novads, Dārza iela 10, LV-2130 Dzidriņas, Latvia; e-mail: telnov@parks.lv

TELNOV D., 2006. NOMENCLATURAL NOTES ON ANTHICIDAE AND PYROCHROIDAE (COLEOPTERA). 1. - *Latvijas entomologs*, 43: 57-77.

**Abstract:** Taxonomic studies of the beetles of the families Anthicidae and Pyrochroidae by early authors were often not accurate. In the current work, some nomenclatural problems are solved, namely 29 new combinations, 7 new synonymies, one replacement name, 23 new statuses for subspecific names, and 16 lectotype designations. A type species for the genus *Anthicodes* WOLLASTON is designated. Twelve unavailable names of Anthicidae are listed. Two species new to science, *Tomoderus pseudotrimaculatus* sp. nov. from Papua New Guinea and *Derarimus erratus* sp. nov. from Sumatra (both Anthicidae Tomoderinae) are described and illustrated.

**Key words:** Coleoptera, Anthicidae, Pyrochroidae, nomenclature, new synonymy, new combinations, lectotype designation, new species.

### Introduction

Twenty nine combinations, 7 new synonyms, one replacement name, 23 new statuses for subspecific names, and 16 Lectotype designations in Anthicidae (Tomoderinae, Anthicinae, Macratriinae, Eurygeniinae, Lemodinae) and Pyrochroidae (Pedilinae) are made. Type species for the genus *Anthicodes* WOLLASTON is designated. 12 unavailable names of Anthicidae are listed. Description of two new species of Anthicidae Tomoderinae, *Tomoderus pseudotrimaculatus* sp. nov. from Papua New Guinea and *Derarimus erratus* sp. nov. from Sumatra are published.

All label text is reproduced exactly, with no corrections or additions; labels (if more than one for the same specimen) are separated by slashes ( / ). Author's comments are placed in square brackets [ ].

Acronyms of the type material stores:

BMNH – The Natural History Museum (British Museum; Natural History), London (UK);  
 IRSN – Institut Royal des Sciences naturelles, Bruxelles (Belgium);  
 MNHN – Muséum National d'Histoire naturelle, Paris (France);

MNHB – Museum für Naturkunde der Humboldt-Universität, Zoologisches Museum, Berlin (Germany);  
 MNHG – Muséum d'histoire naturelle, Genève (Switzerland);  
 MRAC – Musée Royal de l'Afrique Centrale, Tervuren (Belgium);  
 MSNT – Museo Civico di Storia Naturale, Trieste (Italy);  
 MZUM – Museum of Zoology, Moscow State Lomonosov University (Russia);  
 HNHM – Hungarian Natural History Museum, Budapest (Hungary);  
 NHMW – Naturhistorisches Museum Wien (Austria);  
 NHRM – Naturhistoriska Riksmuseet, Stockholm (Sweden);  
 NNML – Nationaal natuurhistorisch Museum, Leiden (The Netherlands);  
 SMNS – Staatliches Museum für Naturkunde, Stuttgart (Germany);  
 ZISP – Zoological Institute Russian Academy of Sciences, St.-Petersburg (Russia);  
 ZMLU – Zoological Museum, University of Lund (Sweden);  
 ZMUH – Zoological Museum, University of Helsinki (Finland);  
 ZSSM – Zoologische Staatssammlung, München (Germany).

## Nomenclatural Part

### 1. New Combinations, New Synonymy, Species Homonyms, Replacement Names

Familia Anthicidae

*Anthicomorphus borneensis* (PIC) **comb. nov.**

Original placement: ? [original] *Walesius borneensis* PIC, 1910: 47.

Based on study of 4 specimens (BMNH) and the original description: Ground Malaise 1B 260m alt. 16.VI.91 N.Mawdsley. NM292 / BRUNEI: E115 7°N4 34' Kuala Belalong FSC Dipterocarp forest BM(NH) 1991-173; Ground Malaise 12 260m alt. 8.II.92 N.Mawdsley. NM298 / BRUNEI: E115 7°N4 34' Kuala Belalong FSC Dipterocarp forest BM(NH) 1991-173; Ground Malaise 12 260m alt. 8.II.92 N.Mawdsley. NM298 / BRUNEI: E115 7°N4 34' Kuala Belalong FSC Dipterocarp forest BM(NH) 1991-173; SARAWAK: 1st Div., Semongoh For. Res., 1 25°N 110 17'E, 15-19.XI.1976, P.S.Cranston, B.M. 1977-19. / malaise over stream / 2836.

Note: Pic (1943: 8) placed this species in *Anthicus* PAYKULL, but gives the colour pattern differently from that given in the original description; (compare; “roux ... élytres ... foncés avec la base plus ou moins rousse” (Pic, 1910: 8) with “noir, élytres maculés de roux avant et après le milieu” (Pic, 1943: 8)). Possibly Pic's (1943) comment refers to a different species.

*Anthicomorphus foveicollis* (MOTSCHULSKY) **comb. nov.**

Original placement: *Anthicus foveicollis* MOTSCHULSKY, 1863: 493.

Based on study of the HOLOTYPUS ♀, MZUM: [small red square with no text] / n. sp. [handwritten, label circular yellow] / type [handwritten] / *Anthicus foveicollis* Motsch I. or. Ceyl. Mt. N.E. [handwritten, label yellow] / [large red square label with no text].

*Anthicomorphus serricornis* (MARSEUL) **comb. nov.**

Original placement: *Anthicus serricornis* MARSEUL, 1882a: 59.

Based on study of the HOLOTYPUS ♀, NNML: *Anthicus Serricornis* [handwritten] / Sum. Exp.

Koetoe 6/78. [handwritten, label circular] / Koetoe 6.78 [handwritten, black double border] / 13. [printed] / Holotype [printed, label red].

*Anthicus basilewskyi* PIC, 1955b and *Anthicus basilewskyi* BUCK, 1965

Pic (1955b: 130) first described *Anthicus basilewskyi* from Rwanda. Buck (1965: 276) followed with a new species *Anthicus basilewskyi* from Tanganyika (now Tanzania). Buck's species was placed to the genus *Cyclodinus* MULSANT & REY by Uhmman (1989) where the species still remains. The replacement name *Cyclodinus bucki* TELNOV, **nom. nov.**, is here proposed for *Anthicus basilewskyi* BUCK. It is patronymic and based on the name of the original author of this species.

*Cyclodinus sauteri* (PIC) **comb. nov.**

Original placement: *Anthicus sauteri* PIC, 1913a: 131.

Based on study of the HOLOTYPUS ♀, NHMW: Takao Formosa Sauter [printed] / T Y P E [printed, label red] / Sauteri Pic (det.) [handwritten] / Sauteri Pic Formosa [handwritten].

Note: This species does not have a pair of small tubercles near the basal margin of the pronotum, as it is typical for the external morphology of *Cyclodinus* MULSANT & REY.

*Hirticollis busignyi* (PIC) **comb. nov.**

Original placement: *Anthicus busignyi* PIC, 1901a: 44.

I have not studied the type of the nominate subspecies, the current new combination is based on study of another subspecies (see below).

*Hirticollis busignyi subinnotatus* (PIC) **comb. nov., stat. nov.**

Original placement: *Anthicus busignyi* var. *subinnotatus* PIC, 1902a: 408.

Based on study of the HOLOTYPUS ♂, HNHM: Java. [handwritten] / Batavia Biró 1898 [printed] / Holotypus [printed, text red] 1902 *Anthicus Bussignyi* [sic!] Pic var. *subinnotatus* Pic [handwritten, label border red] / A. Bussignyi [sic!] Pic v. *subinnotatus* Pic [handwritten] / *Anthicus Bussignyi* [sic!] v.

subinnotatus [handwritten] det.M. Pic [printed]  
Typus ! [handwritten, text red].

***Leptaleus postobliteratus* (PIC) comb. nov.,  
stat. nov.**

Original placement: *Anthicus brevesignatus* [sic!] var. *postobliteratus* PIC, 1952a: 73.

Based on study of the HOLOTYPUS ♂, MRAC: HOLOTYPUS [printed, label red, black border] / MUSÉE DU CONGO MANYEMA NIEMBA-TENGO Dr. Gerard [printed, text partly italic] / R. DET. [printed] U. [handwritten] 5678 [printed] / *Anthicus brevesignatus* v. n. *postobliteratus* [handwritten] [on underside of same label:] *A. brevesignatus* v. n. *Gerardi* n. v. [handwritten, corrected by hand].

Note: Male specimens of *Stricticollis brevisignatus* (PIC, 1901b: 33) do have the 6<sup>th</sup> antennomere distinctly enlarged, though does not much in the “var. *postobliteratus*”. Also the penis is different from that in *S. brevisignatus*. Pronotum is distinctly bilobate, the dorsal body surface is glossy and with few long suberect sensory setae as it is typical for *Leptaleus* LAF.

***Macrotomoderus krekichi* (HEBERDEY) comb. nov.**

Original placement: *Tomoderus krekichi* (HEBERDEY, 1936: 270)

Based on study of the HOLOTYPUS ♀, NHMW: Borneo, Pengaron [handwritten] / T Y P E [printed, label red] / borneensis [handwritten] det.v.Krekich. [printed] / *Tomoderus krekichi* Hbdy. n.nov. [handwritten] Dr. R. F. Heberdey [printed] / *krekichi* Hbdy. [handwritten]. Additional specimens studied: 1♀ [NHMW]: Mt. Matang, W. Sarawak. G.E.Bryant. [printed] XII.1913 [handwritten] / *krekichi* Hbdy. det.Dr.R.F.Heberdey [printed] / [red label with no text].

***Macrotomoderus magnus* (UHMANN) comb. nov.**

Original placement: *Tomoderus magnus* UHMANN, 1994b 214.

Based on study of the HOLOTYPUS ♀, SMNS: MALAYSIA:Genting Highland; 12.4.1990 leg.A.RIEDEL [printed, label yellow] / Typus [printed, label red, black border] / *Tomoderus magnus* sp. n. det. G.Uhmann 1993 [printed].

***Macrotomoderus rotundipennis* (UHMANN) comb. nov.**

Original placement: *Tomoderus rotundipennis* UHMANN, 1994b 214,

Based on study of the HOLOTYPUS ♀, SMNS: PHILIPPINES:LEYTE VISCA N Baybay, 1991 prim.forest,200-500m leg.SCHAWALLER & al. [printed, label yellow] / 2.3.91 [printed] / Typus [printed, label red, black border] / *Tomoderus rotundipennis* sp. n. det. G.Uhmann 1993 [printed].

***Microhoria lomii* (PIC) comb. nov.**

Original placement: *Anthicus Lomii* PIC, 1953: 97.

Based on study of the HOLOTYPUS ♂, MSNT: OGADEN A OI Uarandab Lomi 5.1936 [printed] / TYPUS [printed, label red] / *Anthicus Lomii* n. sp [handwritten, by M.Pic] / *Anthicus Lomii* n.sp. “Mti XIXI. [handwritten].

***Omonadus gerardi* (PIC) comb. nov.**

Original placement: *Anthicus Gérardi* PIC, 1952a: 75.

Based on study of the HOLOTYPUS ♀, MRAC: HOLOTYPUS [printed, label red, black border] / MUSÉE DU CONGO ELISABETHVILLE PWETO 1918 Dr. Gérard [printed] / R. DET. [printed] GG [handwritten] 5678 [printed] / *Anthicus Gerardi* nsp [handwritten].

***Omonadus kivuensis* (PIC) comb. nov.**

Original placement: *Anthicus kivuensis* PIC, 1955a: 94.

Based on study of the HOLOTYPUS ♀, MRAC: HOLOTYPUS [printed, label red, black border] / Récolté dans terreau de bambous [printed, label greenish, black border] / I.R.S.A.C.-MUS.CONGO Kivu: **Uvira Luvubu 2650 m.** [printed] 25-[handwritten] XI-1950 N. Leleup [printed] / R. DET. [printed] CC. [handwritten] 6047 [printed] / *Anthicus leleupi* nsp [handwritten] / *Anthicus Kivuensis* Pic 1955 (n.n. pro *Leleupi* Pic [handwritten]).

Note: This species was originally described as *Anthicus Leleupi* PIC, 1952b: 257, non *A. leleupi* PIC, 1952c: 22. In one of newer papers, M. Pic (1955a:94) gives a nomen novum for the first species, by naming them “*kivuensis* n. nom. pro *Anthicus Leleupi* PIC”.

The systematic position of *A.nthicus leleupi* Pic,

1952b is unclear, as the type material was not yet studied.

***Sapintus austerus* (KREKICH-STRASSOLDO) comb. nov.**

Original placement: *Anthicus austerus* KREKICH-STRASSOLDO, 1931: 37.

Based on study of 1 SYNTYPUS, NHMW: *For Zool Coll.* [printed, italic, black underlined] from Padaufl wood Andamans [handwritten] / 727 B [handwritten] / TYPE [printed, label red] / *A. austerus* Kr. [handwritten] det.v.Krekich. [printed] / *A. austerus* Kr. [handwritten, label tan].

***Sapintus austrocaledonicus* (MONTROUSIER, in PERROUD et MONTROUSIER) comb. nov.**

Original placement: *Agra ? Austro-Caledonica* MONTROUSIER, in PERROUD et MONTROUSIER, 1865: 57.

Studied material: 1♂, BMNH: Pampai, New Caledonia. [printed] 14. [handwritten] IX.1914. P.D.Montague. 1918-87 [printed] / *Anthicus austrocaledonicus* [handwritten] det.K.G.Blair [printed].

Note: This species have been incorrectly placed in *Formicomus* LAF. (now synonym of *Anthelephila* HOPE) by Fauvel (1906: 31), later cited by M.Pic (1911c: 16).

The correct citation of the original description's source should be as follows: Perroud B.P., Montrousier [no initials are used in paper title], 1865. Essai sur la Faune Entomologique de Kanala (Nouvelle-Calédonie) et description de quelques espèces nouvelles ou peu connues. - *Annales de la Société Linneenne de Lyon* (n.s.) 11: 46-257, 1 plate. Also worth noting is that the title page of this paper has "Montrousier" as the junior author, but elsewhere in the same journal he is cited as "Montrouzier". Volume No. 11 of the new series of *Annales de la Société Linneenne de Lyon* corresponds to the year 1864, but the actual publication date is February of 1865 and the paper in question was read before the society on January 12<sup>th</sup>, 1863. The date of "1854" listed in Fauvel's paper (Fauvel, 1906: 31) is clearly a mistranscription of 1864.

***Sapintus benoiti* (PIC) comb. nov.**

Original placement: *Anthicus Benoiti* PIC, 1955a: 93.

Based on study of the HOLOTYPUS ♂, MRAC: HOLOTYPUS [printed, label red, black border] / MUS. CONGO **Rutshuru** [printed] I[handwritten] -1938 J. Ghesquière [printed] 5653. [handwritten] / R. DET. 6669 [printed] BB. [handwritten] / *Anthicus benoiti* nsp. [handwritten].

***Sapintus bredoi* (PIC) comb. nov.**

Original placement: *Anthicus Brédoi* PIC, 1952a: 74.

Based on study of the HOLOTYPUS ♀, MRAC: HOLOTYPUS [printed, label red, black border] / COLL. MUS. CONGO **Elisabethville** -II-1940 H. J. Brédo [printed, text partly bold] / R. DET. [printed] P [handwritten] 5678 [printed] / *Anthicus Bredoi* nsp [handwritten].

***Sapintus congoensis* (PIC) comb. nov.**

Original placement: *Anthicus congoensis* PIC, 1952a: 75.

Based on study of the HOLOTYPUS ♂, MRAC: HOLOTYPUS [printed, label red, black border] / MUSÉE DU CONGO [printed] Hanley Fool 5-III-1911. [handwritten] 1925 L. Burgeon [printed] / R. DET. [printed] FF [handwritten] 5678 [printed] / *Anthicus congoensis* nsp [handwritten].

***Sapintus cruciellus* (MARSEUL) comb. nov.**

Original placement: *Anthicus cruciellus* MARSEUL, 1882a: 60.

Based on study of the HOLOTYPUS ♀, NNML: *Anthicus* 928. *bifasciatus cruciellus* Java [handwritten] / Hekmeyer Ardjoeno Java or. [handwritten, label circular] / Holotype [printed, label red].

***Sapintus ghesquierei* (PIC) comb. nov.**

Original placement: *Anthicus Ghesquierei* PIC, 1952a: 77.

Based on study of the HOLOTYPUS ♀, MRAC: HOLOTYPUS HOLOTYPUS [printed, label red, black border] / MUSÉE DU CONGO **Eala** [printed, text partly bold] XI[handwritten] - 193[printed] 54 [corrected by hand] J. Ghesquière [printed] / R. DET. [printed] O [handwritten] 5678 [printed] / *anthicus ghesquierei* n sp [handwritten].

***Sapintus luteobimaculatus* (PIC) comb. nov.**

Original placement: *Anthicus luteobimaculatus* PIC, 1955a: 92.

Based on study of the HOLOTYPUS ♀, MRAC: HOLOTYPUS [printed, label red, black border] / COLL. MUS. CONGO **Elisabethville (A la lumière)** [printed] X/ [handwritten] XI-1950 Ch. Seydel [printed] / R. DET. 6669 [printed] EE. [handwritten] / *Anthicus luteobimaculatus* nsp [handwritten].

***Sapintus paulosericeus* (PIC) comb. nov.**

Original placement: *Anthicus paulosericeus* PIC, 1952a: 73.

Based on study of the HOLOTYPUS ♂, MRAC: HOLOTYPUS HOLOTYPUS [printed, label red, black border] / MUSÉE DU CONGO **Haut Uelé : Moto** 1920 L. Burgeon [printed, text partly bold] / R. DET. [printed] DD. [handwritten] 5678 [printed] / *Anthicus* n sp [handwritten, by M.Pic] / *paulosericeus* nsp [handwritten].

***Sapintus sudanicus* (PIC) comb. nov.**

Original placement: *Anthicus sudanicus* PIC, 1952a: 75.

Based on study of the HOLOTYPUS ♀, MRAC: HOLOTYPUS [printed, label red, black border] / MUSÉE DU CONGO **Soudan** : [printed, text partly bold] Ryaf 1923 [handwritten] L. Burgeon [printed] / R. DET. [printed] EE. [handwritten] 5678 [printed] / *Anthicus sudanicus* n sp [handwritten].

***Sapintus takaosus* (PIC) comb. nov.**

Original placement: *Anthicus (Stenidius) takaosus* PIC, 1913a: 130. Placed in *Stenidius* LAFERTÉ-SÉNECTÈRE by Uhmman (1983), and returned to *Anthicus* sensu lato by Kejval (2002).

Based on study of the type material (see chapter "2. Type Designations" below).

Note: In the type specimens, the posterolateral margins of mesepisterna are lacking the thick fringe of setae (a few scarce setae are present), as it is typical for the genus. Elytra lacking distinct undersetae. But the male genitalia have a distinct diverticulum off of the internal sac, as is *Sapintus* CASEY; the sculpture of forebody and form of the terminal antennomere are also typical for *Sapintus*. The species is probably

related to the Oriental species *S. bataviensis* (MARSEUL, 1882a: 63) & *S. barbei* BONADONA, 1978: 76.

***Sapintus tschoffeni* (PIC) comb. nov.**

Original placement: *Anthicus tschoffeni* PIC, 1900b: 429.

Based on study of the HOLOTYPUS ♀, IRSN: Boma M. Tschoffen [printed] / *Anthicus Tschoffeni* Pic n sp. [handwritten] / *Anthicus Tschoffeni* Pic. [handwritten] dét. M. Pic [printed] / *Type* [printed, text italic & red, black border] / *Stricticomus tschoffeni* Pic. [handwritten] dét. [printed, corrected by hand] revis [handwritten] J. B. v. Krekich [printed] 1913 [handwritten] / sec. M.Pic, cat.col.Junk 1911 ANTHICUS [printed] *Tschoffeni* Pic [handwritten].

Note: Heberdey (1933: 138) erroneously attributed the current species to the "*A. ophthalmicus*" ROTTENBERG, 1871: 259 (now in *Stricticollis* MARSEUL) group, which is also indicated on one of labels (see above).

***Sapintus vrydaghi* (PIC) comb. nov.**

Original placement: *Anthicus Vrydaghi* PIC, 1955a: 92.

Based on study of the HOLOTYPUS ♀, MRAC: HOLOTYPUS [printed, label red, black border] / S Grumes [handwritten, label greenish] / COLL. MUS. CONGO **Boma** [printed] (quai) X[handwritten] -1945 J. Vrydagh [printed] / R. DET. 6669 [printed] CC. [handwritten] / *Anthicus Vrydaghi* nsp [handwritten].

***Stricticollis burgeoni* (PIC) comb. nov.**

Original placement: *Anthicus burgeoni* PIC, 1952a: 72.

Based on study of the HOLOTYPUS ♀, MRAC: HOLOTYPUS [printed, label red, black border] / MUSÉE DU CONGO **Soudan** : [printed, text partly bold] Rejaf 1923 [handwritten] L. Burgeon [printed] / R. DET. [printed] R. [handwritten] 5678 [printed] / *Anthicus Burgeoni* n sp [handwritten].

***Stricticollis mokuensis* (PIC) comb. nov., stat. nov.**

Original placement: *Anthicus boviei* var. *mokuensis* PIC, 1952a: 72.

Based on study of the HOLOTYPUS ♀, MRAC:

HOLOTYPUS [printed, label red, black border] / MUSÉE DU CONGO **Haut-Uele:Moku Moto** –III-1927 L. Burgeon [printed, text partly bold] / R. DET. [printed] h. [handwritten] 5678 [printed] / A. Boviei v. n. mokuensis [handwritten].

Note: “*Anthicus*” *boviei* was transferred to *Aulacoderus* LAF. by van Hille (1984: 116), where it remains to stay, while the type specimen of this species has been studied by van Hille. The “var. *mokuensis*” clearly does not closely resemble *Aulacoderus boviei* (PIC, 1920: 19), but is a member of the genus *Stricticollis* MARSEUL.

***Trichananca vinctus* (ERICHSON) comb. nov.**

Original placement: *Tomoderus vinctus* ERICHSON, 1842: 182.

Based on study of 1 SYNTYPUS, MNHB: 47389 [printed] / Van. Diemens land Schayer. [handwritten, label violet] / Type [printed, label red] / *vinctus* Er.\* (*Anthicus*) [handwritten] / Hist.-Coll. (Coleoptera) No. 47389 *Tomoderus vinctus* Er.x Terra v. diem. Schayer Zool. Mus. Berlin [printed, label violet] / SYNTYPUS *Anthicus vinctus* Erichson, 1842 labelled by MNHB 2003 [printed, label red].

***Anthicomorphus serricornis* MARSEUL, 1882a: 59.**

= *Anthicomorphus permagnus* KREKICH-STRASSOLDO, 1914: 216 **syn. nov.**

Based on study of the type material of *A. serricornis* (MARSEUL) and on original description and identified specimens of *A. permagnus* KREKICH-STRASSOLDO.

Note: Also see notes on new combination of *A. serricornis* above.

***Anthicus robustus* PIC, 1902a: 408.**

= *Anthicus nigrobifasciatus* PIC, 1928: 18 **syn. nov.**

Based on study of the type material of both species.

*A. robustus*: HOLOTYPUS ♀, HNHM: Java. [handwritten] / Batavia Biró 1898 [printed] / Mono-[handwritten] typus [printed, text red] 1902 *Anthicus robustus* Pic [handwritten, label border red] / n sp. pres bisbicinctus Mars [handwritten] / *A. robustus* Pic n sp. [handwritten] / *Anthicus robustus* Pic

[handwritten] det.M. Pic [printed] Typus ! [handwritten, text red].

Note: *A. nigrobifasciatus*: see chapter “2. Type Designations” below.

***Macratia helferi* LAFERTÉ-SÉNECTÈRE, 1849a: 8**

= *Macratia helferi* LAFERTÉ-SÉNECTÈRE, 1849e: 18 [Homonym]

= *Macratia helferi* var. *bimaculata* Pic, 1900c: 138 **syn. nov.** Based on study of the type material.

*Macratia helferi* var. *bimaculata*: HOLOTYPUS ♂, NHMW: Mulmeih Fieber 1871. [handwritten] / det. Pic *helferi* v. *bimaculata* [handwritten].

***Microhoria unicolor unicolor* SCHMIDT, 1842: 179**

= *Microhoria patagiata* (KIESENWETTER, 1861: 247) **syn. nov.** Based on study of the HOLOTYPUS ♀, ZSSM: Kiesenwetter [printed] / Nauplia [handwritten] / Typus [printed, label red] / Patagiatus Kswtt / Sammlung Cl.Müller [printed] / Zool. Staatsslg. München [printed, label bluish].

COTYPUS ♀, ZSSM: Kiesenwetter [printed] / Nauplia [handwritten] / Cotype [printed, label red] / Sammlung Cl.Müller [printed] / Zool. Staatsslg. München [printed, label bluish].

***Notoxus lateniger* PIC, 1951a: 8 stat. nov.**

Original placement: *Notoxus francevilleus* var. *lateniger* PIC.

= *Notoxus lateniger* BONADONA, 1969: 318 **syn. nov.** [Homonym]. Based on type material of Bonadona’s species, original description and identified material.

Note: *N. francevilleus* PIC is a valid species.

***Sapintus dilensis* (PIC, 1900a: 607)**

= *Anthicus csikii* PIC, 1902a: 409 **syn. nov.**

Original placement: „*Anthicus Csikii* (var. de *dilensis* Pic?)”

Based on study of the type material of “*A. csikii*”: HOLOTYPUS ♀, HNHM: N. Guinea Biró 96 [printed] / Erima Astrolabe B. [printed] / Holotypus [printed, text red] 1902 *Anthicus Csikii* Pic [handwritten, label border red] / *A. dilensis* Pic var [handwritten] / *Csikii* Pic

[handwritten] / *Anthicus Csikii* Pic  
[handwritten] det.M. Pic [printed] Typus !  
[handwritten, text red].

PARATYPUS ♂, HNHM: N. Guinea Biró 97.  
[printed] / *Erima Astrolabe* B. [printed] /  
*Paratypus* [printed, text red] 1902 *Anthicus*  
*Csikii* Pic [handwritten, label border red] /  
*dilensis* var *Csikii* Pic [handwritten].

*Sapintus fulvipes* (LAFERTÉ-SÉNECTÈRE,  
1849c: 77)

= *Anthicus fulvipes* LAFERTÉ-  
SÉNECTÈRE, 1849e: 177 [Homonym]

= *Anthicus taitiensis* BOHEMAN, 1858:

105 **syn. nov.**

Based on study of the type material:  
HOLOTYPUS, NHRM: Taiti. [printed] / *Kinb.*  
[printed] / Type [printed] / Typus [printed, label  
red with black border] / *taitensis* Boh.  
[handwritten].

PARATYPUS, NHRM: Taiti. [printed] / *Kinb.*  
[printed] / *Paratypus* [printed, label red with  
black border] / *taitensis* Boh. [handwritten].

PARATYPUS, NHRM: Taiti. [printed] / *Kinb.*  
[printed] / *Paratypus* [printed, label red with  
black border] / *Taitensis* Boh. [handwritten].

PARATYPUS, NHRM: *California*. [printed] /  
*Kinb.* [printed] / *Paratypus* [printed, label red  
with black border] / *taitensis* Boh.  
[handwritten].

Note: Kreckich-Strassoldo (1914b: 222) first transferred *A. taitiensis* into the genus *Sapintus* CASEY: “jedenfalls ist zu bemerken, daß *A. taitensis* [sic!] der Untergattung *Sapintus* angehört...”). He stated that Boheman had collected this and another species in Ecuador (Gulf of Guayaquil) and first mentioned a possible error in the labelling of the type series of the present species. Werner (1983: 423) placed *A. taitiensis* among the Neotropical species of *Sapintus*. He also suggested that the locality of the types is given errorously and that a possible type locality was “somewhere in coastal Ecuador or Puna Island”, despite Boheman’s indication of Tahiti. Both Kreckich-Strassoldo & Werner stated that one of the specimens from the type series is marked “California” (see list of paratypes) which probably correctly indicates the place of collecting of the type series of this species. Strangely, no scientist appears to have realised

the importance of this data.

*Tomoderus trimaculatus* PIC, 1902a: 407

= *Tomoderus trimaculatus* ab. *csikii* PIC,  
1902a: 407 [synonymy confirmation]

Original placement: „*Tomoderus csikii* (peut être variété de *trimaculatus* ?)”

Heberdey (1936) first has notified that this is only aberration of *T. trimaculatus* PIC, 1902a.

Material: HOLOTYPUS ♀, HNHM: N. Guinea Biró 1899. [printed] / *Sattelberg Huon-Golf.* [printed] / *Monotypus* [printed, text red] 1902 *Tomoderus Csikii* Pic [handwritten, label border red] / *Tomoderus Csiki* Pic (v. de *trimaculatus* ?) [handwritten] / *Tomoderus Csikii* Pic [handwritten] det.M. Pic [printed] Typus ! [handwritten, text red].

Note: The Holotypus of *T. csikii* is a teneral specimen, with elytra more globose than in typical *T. trimaculatus* only because they are defective.

## 2. Type Designations

Familia Anthicidae

Subfamilia Tomoderinae

*Tomoderus reitteri* HEBERDEY, 1938: 163

LECTOTYPUS, NHMW [herewith designated]:  
Nordwestl. China Chinkiang [printed] / Col.  
Reitter [printed] / TYPE [printed, label red] /  
*Reitteri* nov. [handwritten] det.Dr.R.F.Heberdey  
[printed] / *Reitteri* Hbdy. [handwritten].

PARALECTOTYPES, 4 specimens with identical  
labels data, NHMW [herewith designated]:  
Nordwestl. China Chinkiang [printed] / Col.  
Reitter [printed] / TYPE [printed, label red].

Subfamilia Anthicinae

Genus *Anthicodes* WOLLASTON

The genus *Anthicodes* was described by Wollaston in 1877 to hold two species, *A. maculatus* and *A. fragilis* without designation of a type species. Later Bonadonna (1972) revised this group but also did not select any type species for this genus.

Herewith I designate *Anthicodes maculatus* WOLLASTON, 1877: 237 as the type species for the genus *Anthicodes* WOLLASTON, 1877.

HOLOTYPUS, BMNH: *Anthicodes maculatus*

Woll. Typ: St. Helena [handwritten] / F. Bates 81°19 [printed] / TYPE [printed, label red].

***Acanthinus punctatus*** (PIC, 1905: 491)

LECTOTYPUS ♀, ZISP [herewith designated]: obispo Motch. [handwritten, label green] / K. Сољскаго. [printed] / Obisop. Etats Unis [handwritten] / gardium [handwritten] / Formicilla punctata Pic [handwritten].

PARALECTOTYPUS ♂, ZISP [herewith designated]: one specimen mounted on another card on same pin with the Lectotype above them; both Lectotype and Paralectotypes have the same labels (as mounted on same pin).

Notes: The second specimen (underneath) is designated as the Lectotype. The paralectotype specimen is lacking the forebody.

Werner (1967: 1222), in his revision of the genus *Acanthinus* LAF., mentioned that the locality label of the type specimen is possibly erroneous, and the present species has never been collected North of Costa Rica.

***Anthicus dilatatus*** KREKICH-STRASSOLDO, 1914a: 112

LECTOTYPUS ♂, MNHB [herewith designated]: dilatatus [handwritten] det. V.Krekich. [printed] / TYPE [printed, label red] / 98004 [printed] / ♂ [printed] / Turkestan Gultscha 1200 m 12.10.90 Conradt S. [printed].

PARALECTOTYPUS ♀, MNHB [herewith designated]: dilatatus [handwritten] det. V.Krekich. [printed] / TYPE [printed, label red] / 98003 [printed] / ♀ [printed] / Turkestan Gultscha 1200 m 12.10.90 Conradt S. [printed].

***Anthicus floreus*** LAFERTÉ-SÉNECTÈRE, 1849d: 112 (synonym of *Hirticollis biplagiatus* (LAFERTÉ-SÉNECTÈRE, 1849d: 111))

LECTOTYPUS ♂, MNHB [herewith designated]: 47491 [printed] / Type [printed, label red] / floreus (Waltl) Laf.\* Aegypt. Waltl [handwritten, label blue] / Hist.-Coll. (Coleoptera) No. 47491 Anthicus floreus (Waltl) Laf.\* Aegypt., Waltl Zool. Mus. Berlin [printed].

PARALECTOTYPUS ♀, MNHB [herewith designated]: 47491 [handwritten] / Type [printed, label red] / Hist.-Coll. (Coleoptera) No. 47491 Anthicus floreus (Waltl) Laf.\* Aegypt., Waltl Zool. Mus. Berlin [printed].

***Anthicus maderi*** HEBERDEY, 1938: 163

LECTOTYPUS, NHMW [herewith designated]: Vallis flumin. Soling-ho, Yun. [printed] / TYPE [printed, label red] / coll. Heberdey [printed] / Maderi nov. [handwritten] det.Dr.R.F.Heberdey [printed].

PARALECTOTYPUS, NHMW [herewith designated]: Vallis flumin. Soling-ho, Yun. [printed] / TYPE [printed, label red] / coll. Heberdey [printed].

***Anthicus nigrobifasciatus*** PIC, 1928: 18 (synonym of *A. robustus* PIC, 1902a: 408)

LECTOTYPUS ♂, MNHN [herewith designated]: Duchaine [handwritten] / MUSEUM PARIS, J. Duchaine 1928 [printed] / TYPE [printed, label red] / *Anthicus nigrobifasciatus* Pic [handwritten].

PARALECTOTYPUS ♀, specimen with identical label data as by Lectotype, MNHN [herewith designated].

***Anthicus setulosus*** BOHEMAN, 1851: 220 (synonym of *A. umbrinus* LAFERTÉ-SÉNECTÈRE, 1849d: 115)

LECTOTYPUS ♂, NHRM [herewith designated]: *Gl.* [printed] / *Bhn.* [printed] / Naturhistoriska Riksmuseet Stockholm Loan no 702/02 [printed, label blue].

PARALECTOTYPUS, NHRM [herewith designated]: *Gl.* [printed] / *Bhn.* [printed] / Naturhistoriska Riksmuseet Stockholm Loan no 703/02 [printed, label blue].

PARALECTOTYPUS, NHRM [herewith designated]: *Gl.* [printed] / *Bhn.* [printed] / Naturhistoriska Riksmuseet Stockholm Loan no 701/02 [printed, label blue].

PARALECTOTYPUS, NHRM [herewith designated]: *Gl.* [printed] / *Bhn.* [printed] / Naturhistoriska Riksmuseet Stockholm Loan no 700/02 [printed, label blue].

***Ischyropalpus sericans*** (ERICHSON, 1834: 250)

LECTOTYPUS, MNHB [herewith designated]: 47468 [printed] / sericans Er.\* Peru. Meyen. [handwritten, label green] / Type [printed, label red] / Hist.-Coll. (Coleoptera) No. 47468 Anthicus sericans Er.x Peru, Meyen Zool. Mus. Berlin [printed, label green] / SYNTYPUS Anthicus sericans Erichson, 1834 labelled by MNHB 2003 [printed, label red].



PARALECTOTYPES, 4 specimens with identical labels data, MNHB [herewith designated]: 47468 [handwritten] / Type [printed, label red] / Hist.-Coll. (Coleoptera) No. 47468 *Anthicus sericans* Er.x Peru, Meyen Zool. Mus. Berlin [printed, label green] / SYNTYPUS *Anthicus sericans* Erichson, 1834 labelled by MNHB 2003 [printed, label red].

***Mecynotarsus fasciatus*** MOTSCHULSKY, 1863: 490

LECTOTYPUS, MZUM [herewith designated]: [unreadable handwritten symbol on a small yellow circular label] / type [handwritten, label small & square] / *Mecynotarsus fasciatus* Motsch. I.or.Ceyl.Colom. [handwritten, label yellow].

PARALECTOTYPES, MZUM [herewith designated]: 2 specimens mounted together on one card on same pin with the Lectotype below them; both Lectotype and Paralectotypes have the same labels (as mounted on same pin).

Note: The first specimen above is designated as the Lectotype.

***Mecynotarsus quadrimaculatus*** PIC, 1913a: 129

LECTOTYPUS ♂, NHMW [herewith designated]: Anping Formosa Sauter [printed] / Auping [sic!] 7.IX 1906 [handwritten] / T Y P E [printed, label red] / coll. Heberdey [printed] / 4-maculat. Pic. [handwritten] / quadrimaculatus Pic [handwritten].

PARALECTOTYPUS ♂, NHMW [herewith designated]: Anping Formosa Sauter [printed] / Auping [sic!] 7.IX 1906 [handwritten] / T Y P E [printed, label red] / coll. Heberdey [printed] / 4-maculat. Pic. [handwritten].

***Sapintus formosanus*** (PIC, 1911a: 11)

LECTOTYPUS ♂, NHMW [herewith designated]: Taihorin Formosa H. Sauter, 1911 [printed] VII [handwritten on right corner] / Pic det. [printed] / ♂ [printed] / TYPE [printed, label red] / formosanus Pic det. [handwritten].

PARALECTOTYPUS ♀, NHMW [herewith designated]: Taihorin Formosa H. Sauter, 1911 [printed] VII [handwritten on right corner] / Pic det. [printed] / ♀ [printed] / TYPE [printed, label red] / formosanus Pic det. [handwritten] / formosanus Pic [handwritten].

***Sapintus takaosus*** (PIC, 1913a: 130)

LECTOTYPUS ♂, NHMW [herewith designated]: Takao Formosa Sauter [printed] / ♂ [printed] / T Y P E [printed, label red] / takaosus Pic [handwritten] / takaosus Pic Formosa [handwritten].

PARALECTOTYPUS ♂, NHMW [herewith designated]: Takao Formosa Sauter [printed] / ♂ [printed] / T Y P E [printed, label red] / takaosus Pic [handwritten].

PARALECTOTYPUS ♀, NHMW [herewith designated]: Takao Formosa Sauter [printed] / ♀ [printed] / T Y P E [printed, label red] / takaosus Pic [handwritten].

***Stricticollis transcaspicus*** (PIC, 1898: 123)

LECTOTYPUS ♂, ZMUH [herewith designated]: Aschabad [printed] / Ahnger [printed] / 637 [printed, label bluish] / transcaspicus [sic!] [handwritten] det. v.Krekich [printed] / Mus. Zool. Helsinki Loan No. C 04 - 274 [printed, label yellow].

PARALECTOTYPUS ♀, ZMUH [herewith designated]: Transcaspia [printed] / Ahnger [printed] / 1059 [handwritten] / Pic det. [printed] / 11. [handwritten] / Mus. Zool. Helsinki Loan No. C 04 - 272 [printed, label yellow].

PARALECTOTYPUS ♀, ZMUH [herewith designated]: Aschabad [printed] / Ahnger [printed] / transcaspicus [sic!] [handwritten] det. v.Krekich [printed] / Mus. Zool. Helsinki Loan No. C 04 - 275 [printed, label yellow].

Subfamilia Eurygeniinae

***Macratriomima lobigera*** CHAMPION, 1916: 197

LECTOTYPUS ♂, BMNH: ♂ N.Guinea. Sayer. [handwritten on card with beetle] / LECTOTYPE [printed, label circular, border violet] / Sharp Coll. 1905-313. [printed] / 533. ♂. [handwritten] / Sp. figured. [printed] / *Macratriomima lobigera* Ch. [handwritten] / EURYGENIINI [printed] ♂ *Macratriomima lobigera* Champion [handwritten] det.M.Abdullah,1963. [printed] HOLOLECTOTYPE [handwritten, on reverse of same label].

PARALECTOTYPUS ♂, BMNH: ♂ N.Guinea. Sayer. [handwritten on card with beetle] / Sharp Coll. 1905-313. [printed] / *Macratriomima*

lobigera, Ch. [handwritten] / PARA-LECTOTYPE [printed, label circular, border light blue] / EURYGENIINI [printed] ♂ *Macratriomima lobigera* Champion [handwritten] det. M. Abdullah, 1963. [printed].

Studied material: 1♂, 1♀, HNHM: Lake Seabrook W. Austr. VIII. 1959 leg. H. Demarz.

Notes: M. Abdullah labelled the two type specimens as Lecto- and paralectotype, but did not publish the designation.

The species was described from the Island of New Guinea, without indicating the precise locality. Also, the type specimen labels do not have any additional information on the collecting locality except for "N. Guinea". The additional studied specimens and published material (Armstrong, 1948: 295, as "*Macratriomima* [sic!] *lobigera* Champ.") is from Western Australia and New South Wales. There are two possibilities on the distribution area of this species: a.) the distribution range is large, covering New Guinea island and the main part of Australia, and the species is not connected with any special kind of the habitat; b.) type locality "New Guinea" is wrong and this species is native Australian.

The female specimen studied is broader and longer than all three males studied, and has the hind tibiae simple.

Familia Pyrochroidae

Subfamilia Pedilinae

*Pedilus xanthopus* SEMENOV, 1899: 654

LECTOTYPUS ♂, ZISP [herewith designated]: Окр. д. Шаболиной VI- 98. Клеменць [handwritten] / *Pedilus xanthopus* m. ♂ typ. II. 99 [handwritten, by A. Semenov] A. *Semenov* det. [printed] / Zool. Inst St. Petersburg [printed, label yellow].

PARALECTOTYPUS ♀, ZISP [herewith designated]: Окр. д. Шаболиной VI- 98. Клеменць [handwritten] / *Pedilus xanthopus* m. ♀ typ. II. 99. [handwritten, by A. Semenov] A. *Semenov* det. [printed] / Zool. Inst St. Petersburg [printed, label yellow].

### 3. Subspecific Status for Former Varieties

The International Code of Zoological

Nomenclature (ICZN, 1999) no longer recognises the use of variety names. If the names were validly described as varieties before 1961 and no changes have been made in their status, then they are available names that automatically become subspecies according to the ICZN Article 45.6.4.

All following names were described as varieties. Author is not familiar with taxa mentioned below and is unable to comment their validity, until not extra notified.

*Anthelephila spinifera gerardi* (PIC, 1915a: 2) (*Formicomus*) **stat. nov.**

*Anthicus stygius nitidicollis* PIC, 1914e: 186 **stat. nov.**

*Anthicus vassei devroyei* PIC, 1952a: 76 **stat. nov.**

*Cordicollis inanis longiterminalis* (PIC, 1917: 8) (*Anthicus*) **stat. nov.**

*Cyclodinus nigrobasalis subdecoloratus* (PIC, 1932b: 17) (*Anthicus* subgenus *Cyclodinus*) **stat. nov.**

*Macratria cariei emmerezzi* PIC, 1902b: 191 **stat. nov.**

*Macratria cariei mauritiensis* PIC, 1932a: 52 **stat. nov.**

*Macratria diversimembris* PIC, 1955b: 126 **stat. nov.** (*Macratria Severini* var. *diversimembris*)

Based on study of the Holotypus ♀, MRAC: HOLOTYPUS [printed, label red, black border] / COLL. MUS. CONGO Ruanda: Mahembe, 1400 m. terr. Nyanza, P. Basilewsky 13/15-I-53 [printed] / R. DET. [printed] I. [handwritten] 6529 [printed] / M. Severini v. nov. *diversimembris* [handwritten].

Compared with *M. severini severini* PIC, 1900, HOLOTYPUS ♂, IRSN: Kinchassa Waelbroeck [printed] 24 [handwritten] Nov. 1896 [printed] / *Macratria Severini* Pic n sp [handwritten, by M. Pic] / *Macratria Severini* Pic [handwritten] dét. M. Pic [printed] / *Type* [printed, text red, black border] / *Macratria Severini* [handwritten] dét. [printed, corrected by hand] revis.

[handwritten] J. B. v Krekich [printed] 1913.  
[handwritten].

*Macratrìa severini chembana* PIC, 1932b: 26  
**stat. nov.**

*Macratrìa severini testaceipes* PIC, 1900b: 430  
**stat. nov.**

*Notoxus boviei pallidoapicalis* PIC, 1952a: 66  
**stat. nov.**

*Notoxus boviei lateapicalis* PIC, 1955b: 129  
**stat. nov.**

*Notoxus crenatus latefasciatus* PIC, 1914a: 45  
**stat. nov.**

*Notoxus crenatus subinnotatus* PIC, 1915b: 7  
**stat. nov.**

*Notoxus cucullatus rohani* PIC, 1921a: 343  
**stat. nov.**

*Notoxus francevilleus brevejunctus* PIC, 1951a:  
8 **stat. nov.**

*Notoxus francevilleus ferrierei* PIC, 1951a: 8  
**stat. nov.**

*Notoxus impressipennis pallidior* PIC, 1955a: 90  
**stat. nov.**

*Notoxus inconstans ruficornis* PIC, 1914c: 251  
**stat. nov.**

*Notoxus inconstans unimaculatus* PIC, 1895:  
105 **stat. nov.**

*Notoxus lunulifer zanzibaricus* PIC, 1914b: 54  
**stat. nov.**

*Pseudoleptaleus archambaulti anticefasciatus*  
(PIC, 1955c: 1042) (*Leptaleus*) **stat. nov.**

*Tenuicollis babaulti elgeyosus* (PIC, 1939: 163)  
(*Anthicus*) **stat. nov.**

#### 4. Unavailable Names

The following names were attributed to Anthicidae species and are unavailable for diverse reasons based on the ICZN (1999). They are unavailable if: 1) they are described as an aberration (ab.) - Article 45.6.2, or if they were described as a form or variety after 1960 - Article 45.6.3; 2) they are clearly infrasubspecific based on examination of the work - Article 45.6.1; 3) they are nomina nuda, printing errors, or different concurrent spellings - Article 24.2.4.

Listing of these unavailable names is important in clarifying dates of publication, correct spellings of genera and of type species of genera, nude names in papers or catalogues.

*Anthicus botswanaensis* TELNOV, 1998: 65 –  
**nomen nudum** (Article 24.2.4.). Later  
described by Uhmman, 2002: 71.

*Anthicus subinstabilis* ab. *lateobscuripennis* PIC,  
1938: 7 – **ab.** (Article 45.6.2)

*Endomia dilaticornis* BONADONA, 1960: 299;  
323 (Article 24.2.4.). Incorrect spelling for *E.*  
*dilataticornis* PIC, 1931: 12)

*Leptaleus barbieri* UHMANN, 1989: 383 –  
**nomen nudum** (Article 24.2.4.)

*Macratrìa angusticollis* var. *wittei* PIC, 1955b:  
126 – **nomen nudum** (Article 24.2.4.)

*Macratrìa intricata* UHMANN, 1989: 390 –  
**nomen nudum**. (Article 24.2.4.). A specimen of  
this undescribed species, labelled as the  
Holotypus by G.C. Champion, is housed in the  
BMNH.

*Notoxus ardoini* var. *rufithorax* BONADONA,  
1984: 476 (Article 45.6.3; 2)

*Notoxus crenulatus* TELNOV, 1998: 61 – **nomen**  
**nudum** (Article 24.2.4.)

*Notoxus quadrilobatus* TELNOV, 1998: 62 –  
**nomen nudum** (Article 24.2.4.). Manuscript  
with description of this species was submitted  
by Uhmman and van Hille (deceased) to the

“Annals of the Cape Provincial Museum of Natural History” in 1996 but the paper is still not published (G. Uhmman, pers. comm.).

*Pseudoleptaleus arisentensis* UHMANN, 1981: 195 – **nomen nudum** (Article 24.2.4.)

*Pseudoleptaleus arisentensis* UHMANN, 1989: 383 – **nomen nudum** (Article 24.2.4.)

*Pseudoleptaleus mollis* UHMANN, 1983: 196 – **nomen nudum** (Article 24.2.4.)

### 5. Homonyms

*Tomoderus hirtulus* LAFERTÉ-SÉNECTÈRE, 1849b: 5

= *Tomoderus hirtulus* LAFERTÉ-SÉNECTÈRE, 1849e: 98 [Homonym]

Three syntype specimens of this species are stored in MNHB, another one – in the National Museum in Prague (Czech Republic).

*Tomoderus kolbei kolbei* PIC, 1911b: 157

= *Tomoderus kolbei* PIC, 1913b: 378 **new homonymy**

Material: HOLOTYPUS ♂, MNHB: e.coll.Dr. C.Schröder Magamba-Bge. bei Masinde 6.I.05 1600-2000mD.O.Afr. [printed, label white, black border] / 18 [handwritten] / Pic det. [printed] / Type [printed, label red] / *Tomoderus Kolbei* n. sp. Pic [handwritten] / HOLOTYPUS *Tomoderus kolbei* Pic, 1913 labelled by MNHB 2005 [printed, label red].

S.-A. de Marseul (1882a, b) published descriptions of several species of Anthicidae first in French, later in English (translated descriptions). Below the homonymic names made by Marseul are listed:

*Anthicomorphus serricornis* MARSEUL, 1882a: 59

= *Anthicus serricornis* MARSEUL, 1882b: 119 [Homonym]

*Anthicus bizonellus* MARSEUL, 1882a: 63

= *Anthicus bizonellus* MARSEUL, 1882b: 122 [Homonym]

*Anthicus cruciellus* MARSEUL, 1882a: 60

= *Anthicus cruciellus* MARSEUL, 1882b: 119 [Homonym]

*Macratrria bicincta* MARSEUL, 1882a: 56

= *Macratrria bicincta* MARSEUL, 1882b: 115 [Homonym]

*Macratrria lineella* MARSEUL, 1882a: 55

= *Macratrria lineella* MARSEUL, 1882b: 113 [Homonym]

*Macratrria soricina* MARSEUL, 1882a: 56

= *Macratrria soricina* MARSEUL, 1882b: 114 [Homonym]

*Mecynotarsus obliquemaculatus* MARSEUL, 1882a: 59

= *Mecynotarsus obliquemaculatus* MARSEUL, 1882b: 117 [Homonym]

*Sapintus cruciellus* (MARSEUL, 1882a: 60)

= *Anthicus cruciellus* MARSEUL, 1882b: 119 [Homonym]

*Sapintus javanus* (MARSEUL, 1882a: 62)

= *Anthicus javanus* MARSEUL, 1882b: 121 [Homonym]

*Sapintus subrubrocinctus* (MARSEUL, 1882a: 61)

= *Anthicus subrubrocinctus* MARSEUL, 1882b: 120 [Homonym]

*Tomoderus fuscicornis* MARSEUL, 1882a: 57

= *Tomoderus fuscicornis* MARSEUL, 1882b: 116 [Homonym]

### 6. Other Notes

Uhmman (1989: 380) described *Tomoderus palmi* from peninsular Malaysia, and indicated that the Holotypus was a female (“Holotypus ♀”). Examination of the Holotypus (ZMLU) reveals that it is a male. An aedeagus is present, and the male secondary sexual features include distinctly angulate humeri and well developed hind wings.

Uhmman (1994a: 658) described *Derarimus burckhardti* from Sumatra and designated the holotypus and 7 paratypes. After study of the type serie (MHNG) it was clarified, that paratypes belong to 3 different species of the genus *Derarimus*. The type serie should be observed as follows (description of a new species originated from this serie of specimens see below in the chapter “New Species Descriptions of Anthicidae”):

*Derarimus burckhardti* UHMANN:

HOLOTYPUS ♂: SUMATRA: Jambi km 15 Sungaipenuh to Tapan, 1450 m 9.XI.1989,

Agosti Löbl, Burckh. #10 [printed] / Typus [printed, label red, black border] / *Derarimus burckhardti* sp. n. det. G.Uhmann 1993 [printed].

PARATYPES (3 specimens with identical labels): SUMATRA: Jambi km 15 Sungaipenuh to Tapan, 1450 m 9.XI.1989, Agosti Löbl, Burckh. #10 [printed] / PARATYPUS [printed, label red, black border] / *Derarimus burckhardti* sp. n. det. G.Uhmann 1993 [printed].

***Derarimus* sp.1** (undescribed species, related to *D. burckhardti* Uhmann, 1 ♂ specimen):

SUMATRA: W Sum. Padangpanjan 600 m, 17.XI.1989 Agosti, Löbl Burckhardt # 20 / PARATYPUS [printed, label red, black border] / *Derarimus burckhardti* sp. n. det. G.Uhmann 1993 [printed].

***Derarimus* sp.2** (3 ♂♂ specimens, described below as *D. erratus*):

1 specimen: SUMATRA: Aceh # 27 Mt Leuser N.P. Ketambe, 1000 m 28-29.XI.1989, Löbl Agosti, Burckhardt / PARATYPUS [printed, label red, black border] / *Derarimus burckhardti* sp. n. det. G.Uhmann 1993 [printed].

1 specimen: SUMATRA: N Sum. 7 km N Brastagi 1500 m, 2.XII.1989 Agosti, Löbl Burckhardt # 28a / PARATYPUS [printed, label red, black border] / *Derarimus burckhardti* sp. n. det. G.Uhmann 1993 [printed].

1 specimen: SUMATRA: W Sum. #21 Palopo Nat. Res. N Bukittinggi, 900 m 18-20.XI.1989, Löbl Agosti, Burckhardt / PARATYPUS [printed, label red, black border] / *Derarimus burckhardti* sp. n. det. G.Uhmann 1993 [printed].

Uhmann (1994a: 662) described ***Derarimus loebli*** from Sumatra and designated the holotypus and 5 paratypes. After study of the type serie (MHNG) it was clarified, that paratypes belong to 2 different species of the genus *Derarimus*. The type serie should be observed as follow:

***Derarimus loebli*** UHMANN:

HOLOTYPUS ♀: SUMATRA: Jambi km 8 Sungaipenuh to Tapan, 1200 m 9.XI.1989, Agosti Löbl, Burckh. #8 [printed] / Typus [printed, label red, black border] / *Derarimus loebli* sp. n. det. G.Uhmann 1993 [printed].

PARATYPES (4 specimens): 1 ♀: SUMATRA: Jambi km 8 Sungaipenuh to Tapan, 1200 m

9.XI.1989, Agosti Löbl, Burckh. #8 [printed] / PARATYPUS [printed, label red, black border] / *Derarimus loebli* sp. n. det. G.Uhmann 1993 [printed].

2 ♀♀: SUMATRA: N Sum. #29a 5 km W Brastagi Tongkoh, 1450 m 3.XII.1989, Löbl, Agosti, Burckhardt [printed] / PARATYPUS [printed, label red, black border] / *Derarimus loebli* sp. n. det. G.Uhmann 1993 [printed].

1 ♀: SUMATRA: W Sum. #21 Palopo Nat. Res. N Bukittinggi, 900 m 18-20.XI.1989, Löbl Agosti, Burckhardt [printed] / PARATYPUS [printed, label red, black border] / *Derarimus loebli* sp. n. det. G.Uhmann 1993 [printed].

***Derarimus* sp.3** (undescribed species, related to *D. loebli* Uhmann, 1 ♀):

SUMATRA: N Sum. 7 km N Brastagi 1500 m, 2.XII.1989 Agosti, Löbl Burckhardt # 28a [printed] / PARATYPUS [printed, label red, black border] / *Derarimus loebli* sp. n. det. G.Uhmann 1993 [printed].

## Taxonomical Part

### New Species Descriptions of Anthicidae

During the study of the type series of *Tomoderus trimaculatus* PIC, 1902a, one male specimen labelled as paratypus of this species has been found, which is quite different from *T. trimaculatus* PIC (compared with the holotypus of this species) and also from all other known species of *Tomoderus* LAF. In general, there are 1 holotypus and 3 paratypes included into the type serie of this species. One of the specimens labelled as “paratype” is described as new to science in the current chapter.

Type material studied of *T. trimaculatus* PIC: HOLOTYPUS ♀, HNHM: N. Guinea Biró 1899. [printed] / Sattelberg Huon-Golf. [printed] / Holotypus [printed, text red] 1902. *Tomoderus trimaculatus* Pic [handwritten, label border red] / *Tomoderus trimaculatus* Pic n sp N var . [handwritten] / *Tomoderus trimaculatus* Pic [handwritten] det.M. Pic [printed] Typus ! [handwritten, text red].

PARATYPUS ♀: N. Guinea Biró 1899. [printed] / Sattelberg Huon-Golf. [printed] / Paratypus [printed, text red] 1902 *Tomoderus trimaculatus* Pic [handwritten, label border red].

PARATYPUS ♀: N. Guinea Biró 1899. [printed] /

Sattelberg Huon-Golf. [printed] / PARATYPUS [printed, text red] 1902 *Tomoderus trimaculatus* Pic [handwritten, label border red] / *Tomoderus trimaculatus* Pic [handwritten] det. M. Pic [printed] Typus ! [handwritten, text red].

Additional specimen studied: 1♂, HNHM: N. Guinea Biró 1899. [printed] / Sattelberg Huon-Golf. [printed] / *Tomoderus trimaculatus* Pic [handwritten] det. M. Pic, 1955 [printed]. The additional specimen is a single male of this species I have studied before. It was collected from the same place as the type specimens, but was not included in the type series (overlooked?) by M. Pic.

***Tomoderus pseudotrimaculatus* sp. nov.**

(Figs. 1-3).

HOLOTYPUS ♂, HNHM: N. Guinea Biró 96 [printed] / Erima Astrolabe B. [printed] / Paratypus [printed, text red] 1902 *Tomoderus trimaculatus* Pic [handwritten, label border red].

**Derivatio nominis:** The given name derives from the name *Tomoderus trimaculatus* PIC, with which the new species has been confused.

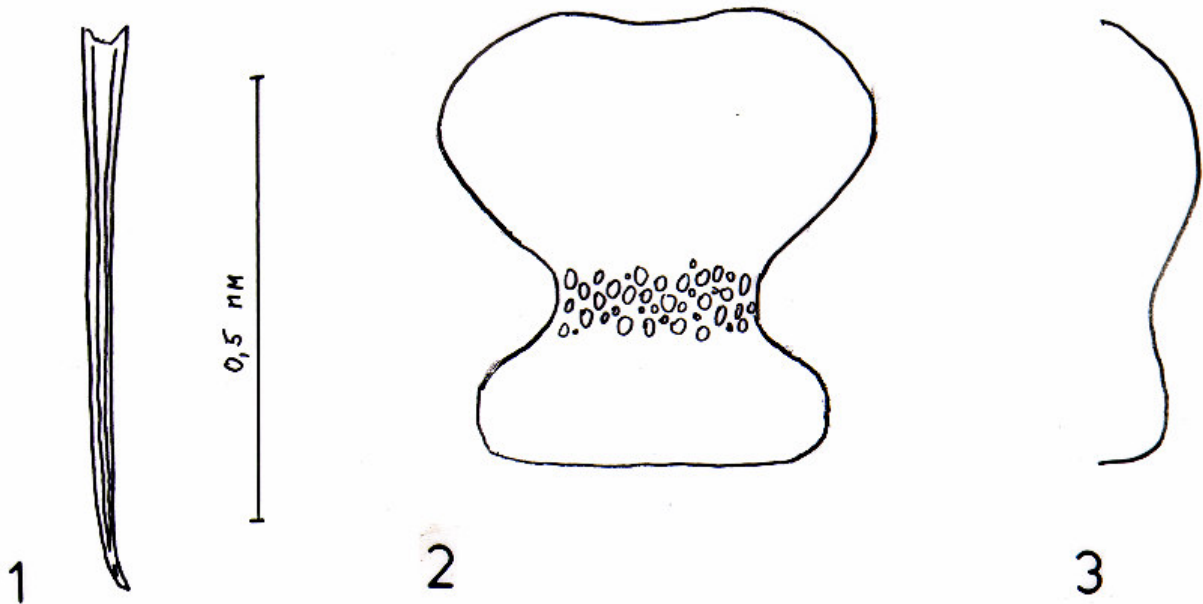
**Description:** Body length 2.38 mm, maximum width at middle of elytra 0.93 mm. Head 0.57 mm long, through eyes 0.51 mm broad, pronotum 0.49 mm long, on frontal lobe 0.51 mm broad, in median transverse depression 0.22

mm broad. Elytra along suture 1.32 mm long, at middle together 0.93 mm broad.

Body yellow-orange, labrum, palps and four terminal antennomeres lighter (yellow to yellow-white), legs yellow. Elytra with the base and transverse median band black.

In general, similar to *T. trimaculatus*, but larger, elytra more elongated and less globulose, with distinct humeri (as is typical for New Guinean and Sulawesi *Tomoderus*: females wingless or with strongly reduced hind wings and rounded humeri, but males with hind wings fully developed and distinct humeri). Head glossy, with indistinct but visible, straight frontoclypeal sulcus. Pronotum glossy, dorsally prominent, median transverse impression flat in lateral view (compared to *T. trimaculatus*, figs. 3, 5). Elytra glossy, with deep dense punctures becoming flat and smaller toward the apex. Sutural striae thin, developed from the middle of elytra towards the apex. The whole body except for the long pubescence, with numerous long erect sensory setae, especially on elytra. Hind wings fully developed. Penis different from that of *T. trimaculatus* – thin and very long. In *T. pseudotrimaculatus*, the penis is 0.62 mm long and slightly curved in apex (fig. 1). In *T. trimaculatus* the penis is 0.45 mm long and straight (fig. 4).

Female unknown.



Figures 1-3: *Tomoderus pseudotrimaculatus* sp. nov. (Holotypus):  
1 – aedeagus; 2 – pronotum, dorsally; 3 – pronotum, laterally.

**Differential diagnosis:** The new species is easily distinguished from *Tomoderus trimaculatus* PIC, 1902a (New Guinea) by the form / proportions of the pronotum and elytra, and also the different structure of the penis. *T. horvathi* PIC, 1902a: 406 (New Guinea Island) is also similar to *T. pseudotrimaculatus*, but

differs in being larger (Holotypus of that species (HNHM) is 2,83 mm long and 1,15 mm broad at elytra), in having a more slender pronotum with a narrower frontal lobe, the hind wings are strongly reduced to long, narrow, very fine strips, and the humeri are less developed.



Figures 4-5: *Tomoderus trimaculatus* PIC, 1902a (non-type ♂ specimen from the locus typicus):  
4 – aedeagus; 5 - pronotum, laterally.

During the study of the type series of *Derarimus burckhardti* UHMANN, 1994a: 658, three specimens labelled as paratypes differ from the holotypus and also from other known species of the genus *Derarimus* BONADONA were discovered.

***Derarimus erratus* sp. nov.**

(Figs. 6-9).

HOLOTYPUS ♂, MNHG: SUMATRA: Aceh # 27 Mt Leuser N.P. Ketambe, 1000 m 28-29.XI.1989, Löbl Agosti, Burckhardt / PARATYPUS [printed, label red, black border] / *Derarimus burckhardti* sp. n. det. G.Uhmann 1993 [printed].

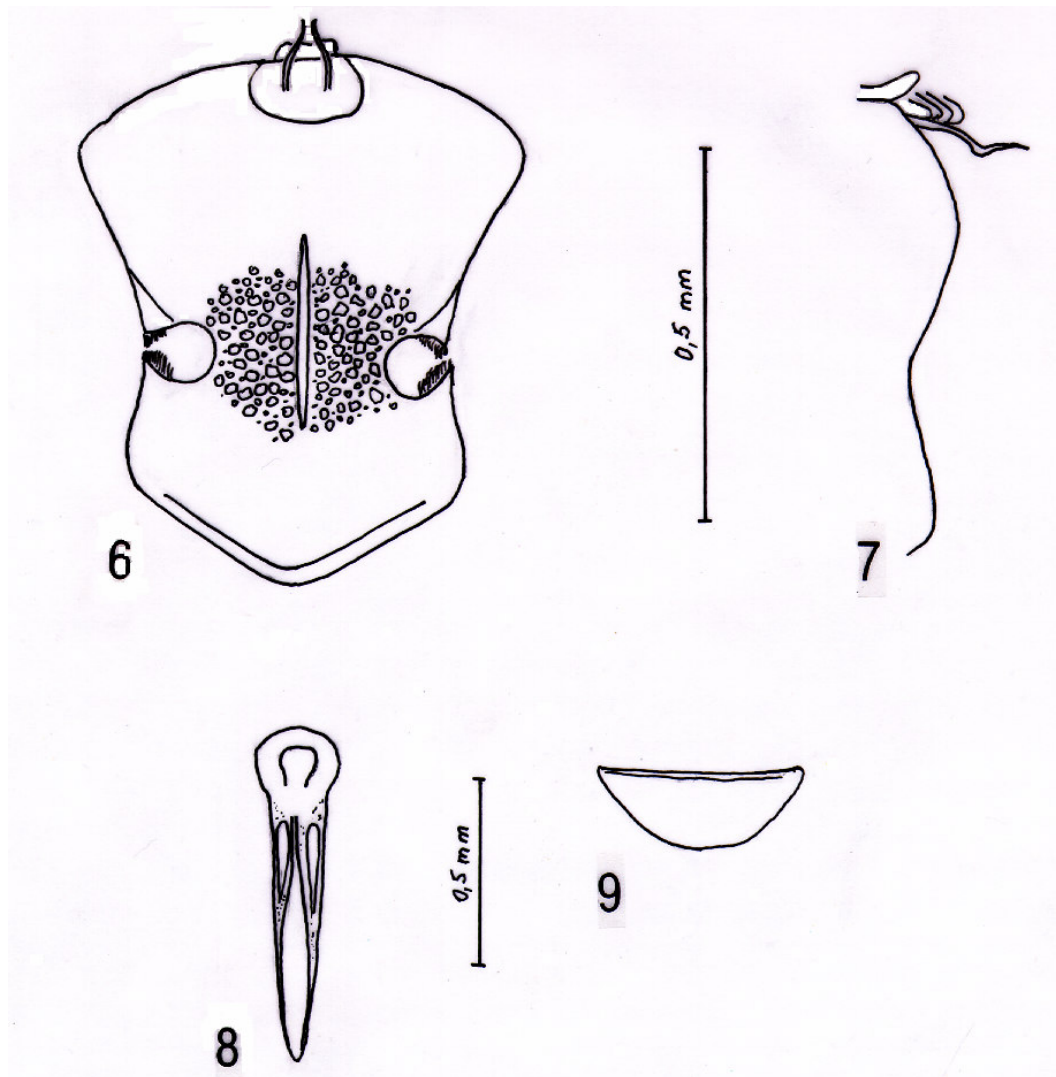
PARATYPES 2♂♂, MNHG: SUMATRA: N Sum. 7 km N Brastagi 1500 m, 2.XII.1989 Agosti, Löbl Burckhardt # 28a / PARATYPUS [printed, label red, black border] / *Derarimus burckhardti* sp. n. det. G.Uhmann 1993 [printed];

SUMATRA: W Sum. #21 Palopo Nat. Res. N Bukittinggi, 900 m 18-20.XI.1989, Löbl Agosti, Burckhardt / PARATYPUS [printed, label red, black border] / *Derarimus burckhardti* sp. n. det. G.Uhmann 1993 [printed].

**Derivatio nominis:** The given name derives from the Latin “erratum” – delusion, mistake, error. This name reflects the numerous identification errors in the labelling of the type series of species *D. burckhardti* UHMANN to which the specimens were erroneously arranged.

**Description:** Measurements of the holotypus: body length 3.01 mm, maximum width at middle of elytra 1.07 mm. Head 0.63 mm long, through eyes 0.68 mm broad, pronotum 0.68 mm long, on frontal lobe 0.59 mm broad, in median transverse depression 0.25 mm broad. Elytra along suture 1.70 mm long, at middle together 1.07 mm broad.

Brown, head slightly darker, labrum, palps, antennae and legs yellow-brown.



Figures 6-9: *Derarimus erratus* sp. nov. (Holotypus): 6 – pronotum, dorsally; 7 – pronotum, laterally; 8 – aedeagus, dorsally; 9 – last visible abdominal sternite (dorsally).

Head glossy, dorsally slightly convex, with extreme fine and sparse punctures. Eyes large and prominent, tempora short (~1/3 of eye's length) and rounded. Base flattened, nearly straight. Antennae quite long and indistinctly widened toward the apex. Pronotum glossy, dorsally convex, fine and sparse punctured for exception of dorsally in lateral constriction and before, where the punctures are very large and dense and different in size and form. From the lateral constriction towards nearly the middle of the frontal lobe with fine median longitudinal keel. Anterior margin of pronotum in the middle with deep cavity glossy on the ground (fig. 6). Two long and fine "horns" in the middle of cavity, convergated to their apices (figs. 6-7). On the base of each "horn" with group of 2-4 strongly curved (to the head) setae. Anterior

collar of pronotum gibbose in the area of anterior pronotal cavity (fig. 7). Elytra dorsally slightly convex with relatively dense punctures in basal half, becoming smaller and shallow toward the apex. Shoulder weakly developed. Sutural striae very fine, visible only in apical fourth. Elytra and pronotum with dense adpressed long setae. Hind wing fully developed. Legs thin and short, with very small preapical segments. Penis short, thick, sword-like (fig. 8), 0,85 mm long and maximum 0,22 mm long (in *D. burckhardti* UHMANN penis measurements are 0,60 x 0,13 mm).

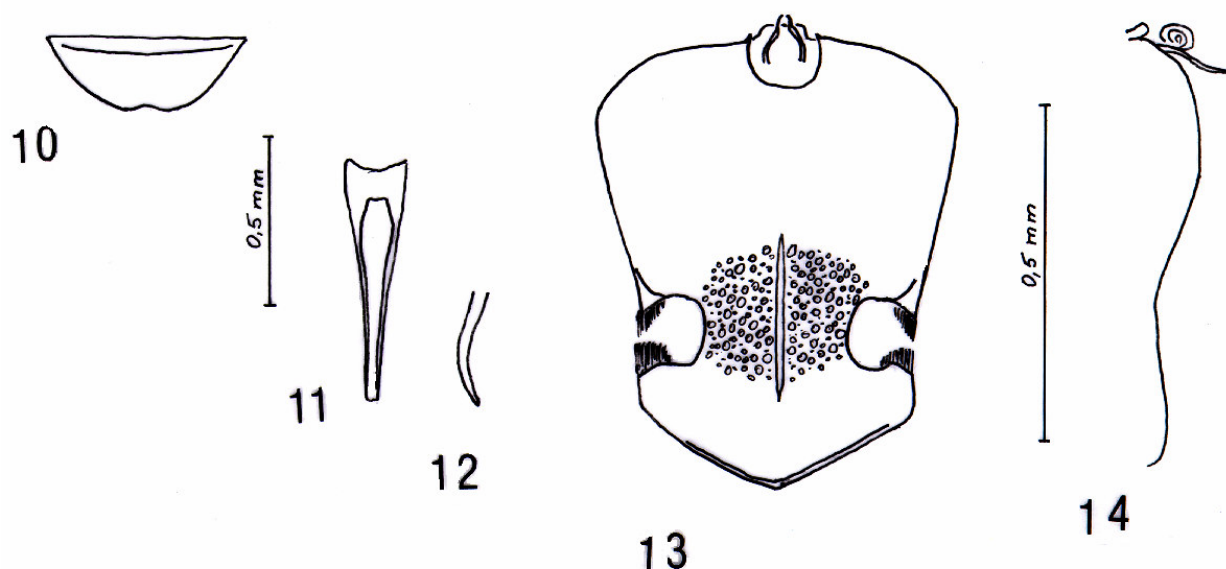
Female unknown.

**Differential diagnosis:** *Derarimus burckhardti* UHMANN, 1994a is closely related to a new species but has similar structures on the anterior margin of pronotum (this is not mentioned in he



species' original description!). It also has comparatively smaller eyes and longer tempore, antennae are distinctly clavate, pronotum is thinner and finely punctured in region of lateral constriction, elytra are more elongated and finely punctured. Penis is slender and curved in

apical half, as also the last visible sternit of this species is shallowly excavated in the middle (figs. 10-12) (simply broadly rounded in *D. erratus*). Anterior pronotal cavity is distinctly deeper in *D. burckhardti* UHMANN.



Figures 10-12: *Derarimus burckhardti* UHMANN, 1994a (Holotypus): 10 – last visible abdominal sternite (dorsally); 11 – aedeagus, dorsally; 12 – apex of the aedeagus, laterally; 13 – pronotum, dorsally; 14 – pronotum, laterally.

### Acknowledgements

For loans of type material I am deeply grateful to my dear colleagues A. van Assen (NNML), Nicole Berti (MNHN), Nicola Bressi (MSNT), Giulio Cuccodoro (MNHG), Roy Danielsson (ZMLU), Bernd Jäger and Manfred Uhlig (MNHB), Pol Limbourg (IRSN), Otto Merkl (HNHM), Nikolai B. Nikitsky (MZUM), Alexander G. Kirejtshuk (ZISP), Marc De Meyer (MRAC), Wolfgang Schawaller (SMNS), Heinrich Schönmann (NHMW), Hans Silfverberg (ZMUH), and Bert Viklund (NHRM). I thank my friends Maxwell V.L. Barclay (BMNH), Donald S. Chandler (University of New Hampshire, Durham, U.S.A.) and Stephen G. Compton (Leeds University, UK) for numerous consultations and help in preparing the final version of the manuscript.

### Kopsavilkums

Veiktas 29 jaunas kombinācijas,

norādīti 7 jauni sinonīmi, 23 jauni statusi infrasugu taksoniem un nozīmēti 16 lektotipi vairāku Anthicidae apakšdzimtu (Tomoderinae, Anthicinae, Macratriinae, Eurygeniinae, Lemodinae) sugām un vienai Pyrochroidae apakšdzimtas (Pedilinae) sugai. Nozīmēta tipiskā suga ģintij *Anthicodes* Wollaston. Norādīti 12 dzimtas Anthicidae nederīgie nosaukumi. Aprakstīta jauna suga *Tomoderus pseudotrimaculatus* sp. nov. no Papua-Jaungvinejas un *Derarimus erratus* sp. nov. no Sumatras (abas no Anthicidae Tomoderinae).

### References

- Armstrong J.W.T. 1948. On Australian Coleoptera. Part I. – Proceedings of the Linnean Society of New South Wales 82, No. 5-6: 292-298.
- Boheman C.H. 1851. Bidrag till Gottlands Insekt-Fauna. Kongliga Vetenskaps-Akademiens Handlingar 1849: 194-267.

- Boheman C.H. 1858. Coleoptera. Species novas descripsit: 1-112. In: Kongliga Svenska Fregatten Eugénies resa omkring jorden under befäl af C.A. Virgin, Åren 1851-1853. Zoologi I. Insecta [1858-1859]. P.A. Norstedt & Söner, Stockholm.
- Bonadona P. 1960. Les Endomia Castelnau d'Afrique et de Madagascar (Coléoptères Anthicidae). - Revue de Zoologie et de Botanique Africaines 62, No. 3/4: 293-328.
- Bonadona P. 1969. XXXIX. - Coleoptera Anthicidae. Contributions à la connaissance de la faune entomologique de la Côte-d'Ivoire (J. Decelle 1961-1964). - Annales du Musée Royal de l'Afrique Centrale (Série 8<sup>0</sup>: Sciences Zoologiques) 175: 317-332.
- Bonadona P. 1972. 30. Fam. Anthicidae. La faune terrestre de l'île de Sainte-Hélène. Deuxième partie. - Annales du Musée Royal de l'Afrique Centrale (Série 8<sup>0</sup>: Sciences Zoologiques) 192: 227-232.
- Bonadona P. 1978. Coléoptères Anthicidae du P.I.M.E. entomological Muséum de Detroit. - Bollettino della Società Entomologica Italiana 110, No. 4/6: 72-77.
- Bonadona P. 1984. Anthicides nouveaux ou peu connus d'Afrique Noire (Coleoptera, Anthicidae). - Revue de Zoologie et de Botanique Africaines 98, No. 3: 469-504.
- Brancsik C. 1914. Coleoptera nova. - Trencsenvarmegyei muzeum-egyészlet Ertésiföje: 58-69.
- Champion G.C. 1916. On New and Little-Known Lagriidae and Pedilidae. - Transactions of the Entomological Society of London 1916: 181-242, pls. 63-64.
- Erichson W.F. 1834. Meyen's Beiträge zur Zoologie, gesammelt auf einer Reise um die Erde, und W. Erichsons und H. Burmeisters Beschreibung und Abbildungen der auf dieser Reise gesammelten Insecten. - Nova Acta Physico-Medica Academiae Caesareae Leopoldino-Carolinae. Naturae Curiosorum 16, suppl. 1: 219-284 + 41 pls.
- Erichson W.F. 1842. Beitrag zur Insecten-Fauna von Vandiemensland. - Archiv für Naturgeschichte 8, No. 1 [Anthicidae: 182].
- Fauvel A. 1906. Faune analytique des Coléoptères de le Nouvelle-Calédonie. 4<sup>e</sup> Partie (1). - Revue d'Entomologie 25: 29-100.
- Heberdey R.F. 1933. Revision der mit *Anthicus ophthalmicus* ROTTENB. verwandten Arten aus Africa (Col. Anthicidae). - Bulletin de la Société des Sciences naturelles du Maroc 12: 128-141.
- Heberdey R.F. 1936. Revision der *Tomoderus*-Arten von Indien, dem malayischen Archipel und von Australien. (Col. Anthicidae). - Folia zoologica et hydrobiologica 2: 246-288.
- Heberdey R.F. 1938. Neue Anthiciden aus Ostasien. - Entomologisches Nachrichtenblatt 12: 161-164.
- Hille J.C. van, 1984. Monograph of *Aulacoderus* LA FERTÉ, a Subgenus of *Anthicus* PAYKULL (Coleoptera: Anthicidae). - Annals of the Cape Provincial Museum (Natural History) 15, No. 1: 1-171.
- Kejval Z. 2002. Contribution to the Knowledge of the Genus *Stenidius* (Coleoptera: Anthicidae). - Klapalekiana 38: 185-212.
- Kiesenwetter E.A.H. von, 1861. Beitrag zur Käferfauna Griechenlands. Siebentes Stück: Tenebrionidae, Cistelidae, Lagriariae, Pedilidae, Anthicidae, Mordellonae, Meloidae, Oedemeridae. - Berliner Entomologische Zeitschrift 5: 221-252.
- Krekich-Strassoldo H. von, 1913. Neue Anthiciden und Mitteilungen über die Verbreitung bekannter Anthiciden. - Wiener Entomologische Zeitung 32: 223-232.
- Krekich-Strassoldo H. von, 1914a. Neue Anthiciden. - Verhandlungen der Kaiserlich-Königlichen Zoologisch-Botanischen Gesellschaft in Wien, Bericht der Sektion für Koleopterologie 64: 108-114.
- Krekich-Strassoldo H. von, 1914b. Beiträge zur Kenntnis der Anthiciden. - Verhandlungen der Kaiserlich-königlichen Zoologisch-botanischen Gesellschaft in Wien, Bericht der Sektion für Koleopterologie 64: 215-228.

- Krekich-Strassoldo H. von, 1931. Beiträge zur Kenntnis indischer Anthiciden II. – *Folia zoologica et hydrobiologica* 3, No. 1: 1-41, 3 plates.
- LaFerté-Sénéctère F.T. de, 1849: In: Guérin-Méneville F.-E. (ed.): *Species et iconographie générique des Animaux Articulés ou représentation des genres, avec leur description et celle de toutes les espèces de cette grande division du règne animal. Première Partie: Insectes Coléoptères (1846-1847)*. De Fain et Thunot, Paris:
- 1849a. *Macrarthrius*, Livraison 5, No. 20: 1-10, 1 pl.
- 1849b. *Tomoderus*, Livraison 7, No. 26: 1-8, 1 pl.
- 1849c. *Anthicus* (Seconde Division), Livraison 8, No. 28: 47-83, 1 pl.
- 1849d. *Anthicus* (Troisième Division), Livraison 8, No. 29: 85-132, 1 pl.
- LaFerté-Sénéctère F.T. de, 1849e (1848). *Monographie des Anthicus et genres voisins, Coléoptères Hétéromères de la tribu des Trachélides*. De Sapia, Paris: xxii + 1-340 + pls. 17-32.
- Marseul S.-A. de, 1876. Coléoptères du Japon recueillis par M. Georges Lewis. 2<sup>e</sup> Mémoire (1). Énumération des Hétéromères avec la description des espèces nouvelles. – *Annales de la Société Entomologique de France* (5) 6: 447-486.
- Marseul S.-A. de, 1882a. Espèces nouvelles de Coléoptères de la famille des Pédilides et Anthicides du Musée Royal d'hist. nat. à Leyde. – *Tijdschrift voor Entomologie* (1881-1882) 25: 54-64.
- Marseul S.-A. de, 1882b. New Species of Coleoptera Belonging to the Families Pedilidae and Anthicidae. – *Notes from the Leyden Museum* 4: 112-124.
- Perroud B.P. Montrousier [no initials used in the title], 1865. Essai sur la Faune Entomologique de Kanala (Nouvelle-Calédonie) et description de quelques espèces nouvelles ou peu connues. – *Annales de la Société Linnéenne de Lyon* (n.s.) 11: 46-257, 1 pl.
- Motschulsky V. de, 1863. Essai d'un catalogue des insectes de l'île Ceylan. – *Bulletin de la Société Impériale des Naturalistes de Moscou* 36, No. 2: 421-532.
- Nardi G. 2004. Nomenclatural and Taxonomic Notes of some *Endomia* CASTELNAU DE LAPORTE (Coleoptera: Anthicidae). – *African Entomology* 12, No. 1: 138-141.
- Pic M. 1895. Descriptions d'Anthicides de l'Afrique Méridionale. – *Miscellanea entomologica* 3: 105-107.
- Pic M. 1898. Description de trois Anthicidae du Turkestan. – *Revue d'Entomologie* 17: 122-124.
- Pic M. 1900a. Diagnoses d'Anthicidae de la Nouvelle Guinée. – *Annali del Museo Civico di Storia Naturale Giacomo Doria, Genova* 2, No. 20: 602-608.
- Pic M. 1900b. Anthicidae du Congo des collections du Musée Royal d'Histoire Naturelle de Belgique. – *Annales de la Société Entomologique de Belgique* 44: 428-431.
- Pic M. 1900c. Neue Pedilidae und Anthicidae. – *Verhandlungen der Kaiserlich-königlichen zoologisch-botanischen Gesellschaft in Wien*: 138-141.
- Pic M. 1901a. Description de Coléoptères nouveaux. – *Le Naturaliste* 23: 44.
- Pic M. 1901b. Notes diverses et diagnoses [5<sup>e</sup> article]. – *L'Échange, Revue Linnéenne* 17, No. 197: 33-35.
- Pic M. 1901c. Description de Coléoptères nouveaux. *Notoxus* américains et africains nouveaux. – *Le Naturaliste* 23: 227-228.
- Pic M. 1902a. Anthicidae exotiques nouveaux du Musée national Hongrois. – *Természetrájsi füzetek* 25: 405-410.
- Pic M. 1902b. Description d'un *Macratrìa* nouveau de l'île Maurice (Col.). – *Bulletin de la Société entomologique de France*: 191.
- Pic M. 1905. Notes sur diverses espèces d'Anthicides de Motschulsky et descriptions de nouveautés du meme groupe. – *Annuaire du Musée Zoologique de l'Académie Impériale des Sciences de St.Pétersbourg* 9 (1904): 490-494.
- Pic M. 1907. Anthicides recueillis en Erythrée par le Dr. Ch. Figini. – *Annali del Museo Civico di Storia Naturale Giacomo Doria, Genova* 43: 63-65.
- Pic M. 1910. Coleopteres exotiques nouveaux

- ou peu connus (suite). - L'Échange, Revue Linnéenne 26, No. 306: 45-47.
- Pic M. 1911a. Descriptions brèves de vingt-huit Hétéromères exotiques. - Mélanges Exotico-Entomologiques 1: 5-13.
- Pic M. 1911b. Collezioni zoologiche fatte nell' Uganda dal dott. E. Bayon. XIII. Anthicidae (Col. Hétéromères). - Annali del Museo Civico di Storia Naturale Giacomo Doria, Genova 45: 156-159.
- Pic M. 1911c. Anthicidae, Pars 36. In: Schenkling S. (ed.): Coleopterorum Catalogus. Berlin, W.Junk: 1-102.
- Pic M. 1913a. Sauter's Formosa-Ausbeute. Anthicidae, Pedilidae und Hylophilidae. - Archiv für Naturgeschichte (Abteilung A) 79: 129-135.
- Pic M. 1913b. Neue Anthicidae aus Afrika (Col.). - Deutsche Entomologische Zeitschrift 1913: 377-382.
- Pic M. 1914a. Coléoptères exotiques en partie nouveaux. Suite. - L'Échange, Revue Linnéenne 30, No. 354: 44-46.
- Pic M. 1914b. Coléoptères exotiques en partie nouveaux (Suite.) - L'Échange, Revue Linnéenne 30, No. 355: 54-56.
- Pic M. 1914c. Coléoptères nouveaux du genre *Notoxus* Geofr. [sic!] (Hétéromères). - Bulletin de la Société Zoologique de France 39: 250-251.
- Pic M. 1914d. Etude dichotomique des Hypaspistes Wat. d'Afrique. - Mélanges exotico-entomologiques 10: 6-7.
- Pic M. 1914e. Hylophilidae et Anthicidae: 155-194, pl. II. In: Voyage de Ch. Alluaud et R. Jeannel en Afrique Orientale (1911-1912). Résultats scientifiques. Insectes Coléoptères IV. A. Schulz, Paris.
- Pic M. 1915a. Nouveautés rentrant dans diverses familles. - Mélanges exotico-entomologiques 10: 1-20.
- Pic M. 1915b. Coléoptères exotique en partie nouveaux (Suite.). - L'Échange, Revue Linnéenne 31, No. 362: 7-8.
- Pic M. 1917. Descriptions abrégées diverses. - Mélanges exotico-entomologiques 22: 2-22.
- Pic M. 1920. Diagnoses de Coléoptères exotiques (suite). - L'Échange, Revue Linnéenne 36, No. 402: 18-20.
- Pic M. 1921a. Descriptions de Coléoptères Hétéromères et Malacodermes nouveaux recueillis dans l'Angola par la Mission Rohan-Chabot (1919). - Bulletin de la Museum d'Histoire naturelle, Paris 27: 341-343.
- Pic M. 1921b. Voyage de M. Guy Babault en Afrique Orientale (1912-1913). Résultats scientifiques. Insectes Coléoptères, Rhipidocerides, Helodides, Malacodermes divers, Dermestides, Bruchides, Monommides, Hétéromères (ex parte), Hilophilides et Anthicides. In: Babault G. (ed.): Voyage dans l'Afrique Orientale Anglaise 1912-1913. Paris, Gaultier: 1-32.
- Pic M. 1928. Notes et descriptions. - Mélanges Exotico-Entomologiques 51: 1-36.
- Pic M. 1931. Nouveautés diverses. - Mélanges Exotico-Entomologiques 58: 1-36.
- Pic M. 1932a. Coléoptères des Iles Mascareignes. Mission scientifique de P.Carié (1910-1913). Malacodermes, Ptinides, Anthicides et Hylophilides. - Annales de la Société Entomologique de France 101: 40-54.
- Pic M. 1932b. Contributions à l'étude de la faune du Mozambique. Voyage de M.P. Lesne (1928-1929). 9.e Note. - Coléoptères, Anthicidae, Hylophilidae, Pedilidae, Scaptiidae. - Memórias e Estudos do Museu Zoológico da Universidade de Coimbra, serie 1, 60: 5-26.
- Pic M. 1933. Nouveautés diverses. - Mélanges Exotico-Entomologiques 62: 1-136.
- Pic M. 1938. Mutations et Coléoptères nouveaux. - L'Échange, Revue Linnéenne 54, No. 474: 14-16.
- Pic M. 1939. Coleoptera XVIII. Rhysopaussidae, Pedilidae, Hylophilidae, Anthicidae, Scaptiidae, Mordellidae, Oedemeridae, Alleculidae. In: Mission scientifique de l'Omo 5, No. 48. - Mémoires du Muséum National d'histoire naturelle, Paris (nouvelle série) 9: 153-170.
- Pic M. 1943. Coléoptères du globe (suite). - L'Échange, Revue Linnéenne 59, No. 492: 5-8.
- Pic M. 1951a. Coléoptères du globe (suite). - L'Échange, Revue Linnéenne 67, No. 524: 7-9.

- Pic M. 1951b. Entomological Expeditions to Abyssinia, 1926-27 and 1948-49. Coleoptera, Anthicidae. - Annals and Magazine of Natural History, ser. 12, No. 4: 125-136.
- Pic M. 1952a. Hétéromères africains nouveaux (Coléoptères). - Revue de Zoologie et de Botanique Africaines 46, No. 2: 60-80.
- Pic M. 1952b. Descriptions de Coléoptères nouveaux du Congo Belge. - Bulletin et Annales de la Societe Royale Belge d'Entomologie 88, No. 9-10: 254-272.
- Pic M. 1952c. Coléoptères nouveaux du Congo Belge. - Annales du Musée Royal du Congo Belge 12, ser. 8: 1-47.
- Pic M. 1953. Nouveaux Coléoptères africains. - Atti del Museo Civico di Storia Naturale Trieste 19: 93-109.
- Pic M. 1955a. Nouveaux Coléoptères congolais de diverses familles. - Revue de Zoologie et de Botanique Africaines 52, No. 1/2: 85-96.
- Pic M. 1955b. Contributions à l'étude de la faune entomologique du Ruanda-Urundi (Mission P. Basilewsky 1953). XII. Coleoptera Rhipiphoridae, Oedemeridae, Scaptiidae, Pedilidae, Aderidae, Anthicidae, Dermestidae, Byrrhidae, Anobiidae, Ptinidae, Cleridae, Lymexylonidae et Helodidae. - Annales du Musée du Congo Belge, in-8, Zoology 36: 125-135.
- Pic M. 1955c. Contribution à l'étude du peuplement de la Mauritanie (3<sup>e</sup> note). - Bulletin de l'Institut Français d'Afrique noire 17, sér. A, No. 4: 1041-1046.
- Rottenberg A. von, 1871. Beiträge zur Coleopteren-Fauna von Sicilien. Zweites Stück. - Berliner Entomologische Zeitschrift 14 (1870): 235-260, pl. 2.
- Schmidt W.L.E. 1842. Die europäischen Arten der Gattung Anthicus Fbr. - Stettiner Entomologische Zeitung 3: 170-189.
- Semenov A.P. 1899. Coleoptera Asiatica nova. VIII. - Horae Societatis Entomologicae Rossicae 32: 632-656.
- Telnov D. 1998. Afrikanische Anthicidae (Coleoptera) aus der Sammlung des Naturkundemuseums in Erfurt. - Veröffentlichungen des Naturkundemuseums Erfurt 17: 59-70.
- Uhmann G. 1976. Die Gattungen der Anthicidae und ihre systematische Anordnung. Beitrag zur Kenntnis der Anthicidae (Coleoptera). - Entomologische Blätter 72, No. 3: 166-182.
- Uhmann G. 1978. Die Gattungen der Anthicidae und ihre systematische Anordnung. Teil 2. Die Systematische Anordnung. 3. Beitrag zur Kenntnis der Anthicidae (Coleoptera). - Entomologische Blätter 74, No. 1/2: 75-80.
- Uhmann G. 1981. Anthiciden (Coleoptera) aus Afrika, Teil 2.- Annales Historico-Naturales Musei Nationalis Hungarici 73: 187-196.
- Uhmann G. 1983. Anthiciden der orientalischen Region (Coleoptera, Anthicidae). - Annales Historico-Naturales Musei Nationalis Hungarici 75: 185-206.
- Uhmann G. 1989. Anthicidae des Zoologischen Museums in Lund. Zweiter Teil (Coleoptera, Anthicidae). - Entomofauna 10, No. 25: 377-393.
- Uhmann G. 1994a. Südostasiatische Anthiciden aus dem Naturhistorischen Museum in Genf, 4 (Coleoptera, Anthicidae). - Revue suisse de Zoologie 101, No. 3: 655-676.
- Uhmann G. 1994b. Neue Anthicidae aus Borneo, Malaysia, von den Philippinen und aus Zambia (Coleoptera). - Entomologische Zeitschrift mit Insektenbörse 104, No. 11: 210-217.
- Uhmann G. 2002. Three New Anthicidae from Botswana (Coleoptera) - 66<sup>th</sup> Contribution to the Knowledge of Anthicidae. - Bonner zoologische Beiträge 51, No. 1: 71-73.
- Werner F.G. 1967. A Revision of *Acanthinus* (Coleoptera: Anthicidae). VI. - Annals of the Entomological Society of America 60, No. 6: 1217-1234.
- Werner F.G. 1983. Neotropical Sapintus, with a General Key to Species (Coleoptera: Anthicidae). - Proceedings of the Entomological Society of Washington 85, No. 3: 405-425.
- Wollaston T.V. 1877. Coleoptera Sanctae-Helenae. John van Voorst, Paternoster Row. London: 236-238.

Received: February 1, 2006.